




# Things You Want to Know

*before your first  
Disney Cruise*



# 9 Tips Before

## Your First Disney Cruise



**Eat breakfast outside** - I suggest that at least one morning you try eating closer to the sea. It's such a beautiful and relaxing experience. Just make sure to wake up early because those tables are popular!



**Pirate Costumes** - If you like to dress up, like me, this is your opportunity. For pirates night, you and your family can wear pirate costumes. No costume? Don't worry, the cruise will still provide you with pirate hats.




Check out some pirate costumes:

[www.momsucceeds.com/my-disney-cruise](http://www.momsucceeds.com/my-disney-cruise)

# 9 Tips Before

## Your First Disney Cruise



**Traveling with kids** - Take something to keep your kids entertained while waiting. This can be applied to the time at the airport, airplane, car, and Disney Cruise transportation bus.





**Driving to the port** - If it's already a challenge to keep kids happy in the car during daily commutes, imagine if they need to spend hours in it. Prepare a fun travel kit. It doesn't have to be complicated or expensive. Just grab a brown bag and fill it up with toys, small coloring books, and even printables. Include a good variety.

enjoy!

# 9 Tips Before

## Your First Disney Cruise

 **Onboard reservation** - If you liked the cruise, take advantage of the discount that you get just by reserving it onboard. Make sure to ask about the cancellation policy, in case you need it later on.


 **Stroller** - If you are traveling with a little one, you may want to take a stroller with you. I prefer the umbrella stroller because it's easier to carry and move around, especially in small places. But you can take a bigger one if you want to.




**Check out the Mickey Tuxedo Stroller:**  
[www.momsucceeds.com/my-disney-cruise](http://www.momsucceeds.com/my-disney-cruise)

# 9 Tips Before

## Your First Disney Cruise



**Door Magnets** - There are people who decorate the exterior of their room door. You can decorate it too but do not use anything except for magnets. Some people include names, past cruises, celebrations, etc. In addition to making it your own, it helps you find your room faster!



**Fish Extender Gift Exchange** - It's like Christmas in the cruise. You can join a group of people sailing on the same date and ship that you are and agree to distribute small gifts. The dates, frequencies, and other details depend on the group.




**I'll tell you where to find both:**


[www.momsucceeds.com/my-disney-cruise](http://www.momsucceeds.com/my-disney-cruise)

# 9 Tips Before

## Your First Disney Cruise




**Family T-shirts** - Family members like to wear matching t-shirts. It's kind of a tradition just like on the tv show The Price is Right. It's normally used on a day where you get out of the cruise to explore the port. It also helps to keep the family members together.



**BONUS TIP: Use a travel agency** - Because of the misconception about how a travel agency gets paid, this resource is usually underused. If you book your cruise through a travel agent, the agency is paid by Disney, not your pocket. The benefit is that an agent can help you plan your cruise in the way you want it and may be able to add some onboard credits (like cash back) to decrease your onboard expenses. Look for a travel agency that is an Authorized Disney vacation planner.

# **9 Tips Before** *Your First Disney Cruise*



## *My Disney Cruise Page*

**It has all the resources you need  
based on the tips listed in here.**

**Yes, I already did the research  
for you!**



**Save time and visit:**

[www.momsucceeds.com/my-disney-cruise](http://www.momsucceeds.com/my-disney-cruise)

